



What's new in Adobe Connect 11

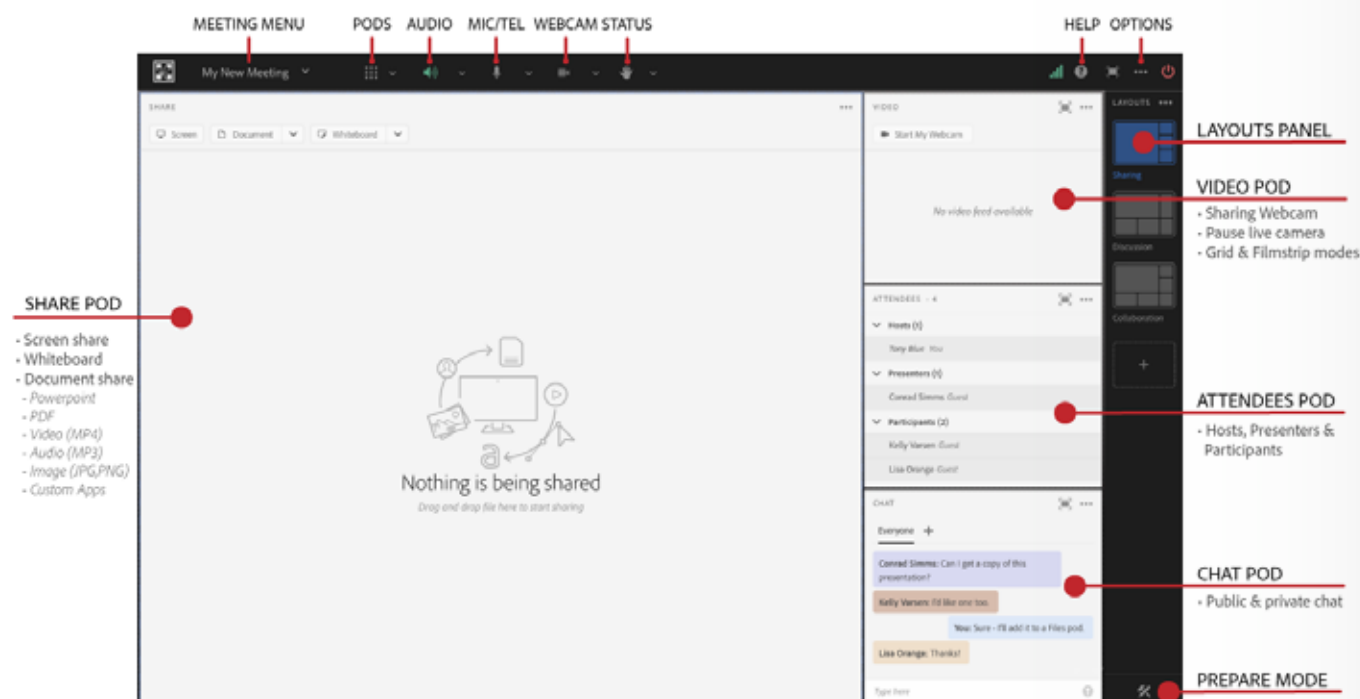
Rebuilding for the future

We're thrilled to unveil our latest features, helping us get better at what we do best - making virtual experiences more real. Every new feature aims to make Adobe Connect a more modern, simple, and fun platform to use, ultimately setting the stage for you to tell virtual stories that are just as inclusive, engaging, and stellar as your real ones. The release includes several enhancements to bring to our users a modern experience, enhanced accessibility features and better host controls.

A New Interface for Hosts, Presenters, and Participants.

Adobe Connect 11 features a new interface available via a modern web browser or a new Windows application. While all of the features you know and love are still available, the new user experience gives the interface a facelift and speeds everything up. Need to stick to the Classic View? This can be selected in the Meeting Setup and the default can be changed at an account level by your Administrator.

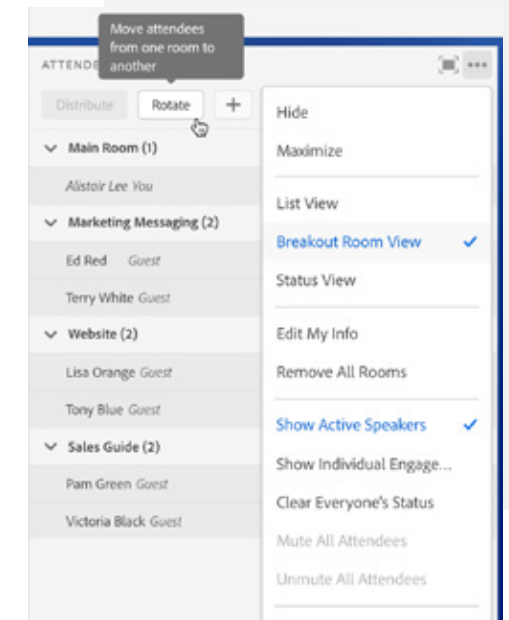
*HTML desktop application for MAC now available- [Download Now](#)



Breakout Room Improvements

With Adobe Connect 11, you can give your breakout rooms custom names and have Adobe Connect automatically rotate your breakout groups through each breakout room.

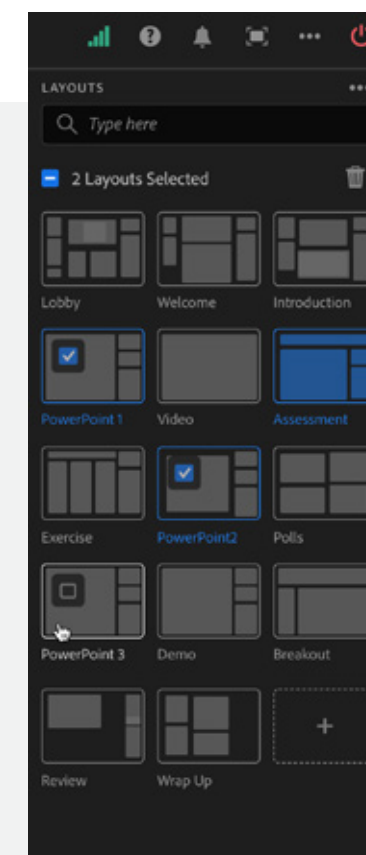
- The Breakout Room View is found in the Pod Options menu of the Attendees Pod.
- Click the pencil icon to change the name of your breakout room.
- Click Distribute to have Adobe Connect evenly distribute your participants across breakout rooms.
- Click Rotate to move attendees from their current breakout to the next.



Improved Layout Management

Layouts are still a fundamental part of Adobe Connect and they are easier to manage with a new Manage mode and the ability to lock them.

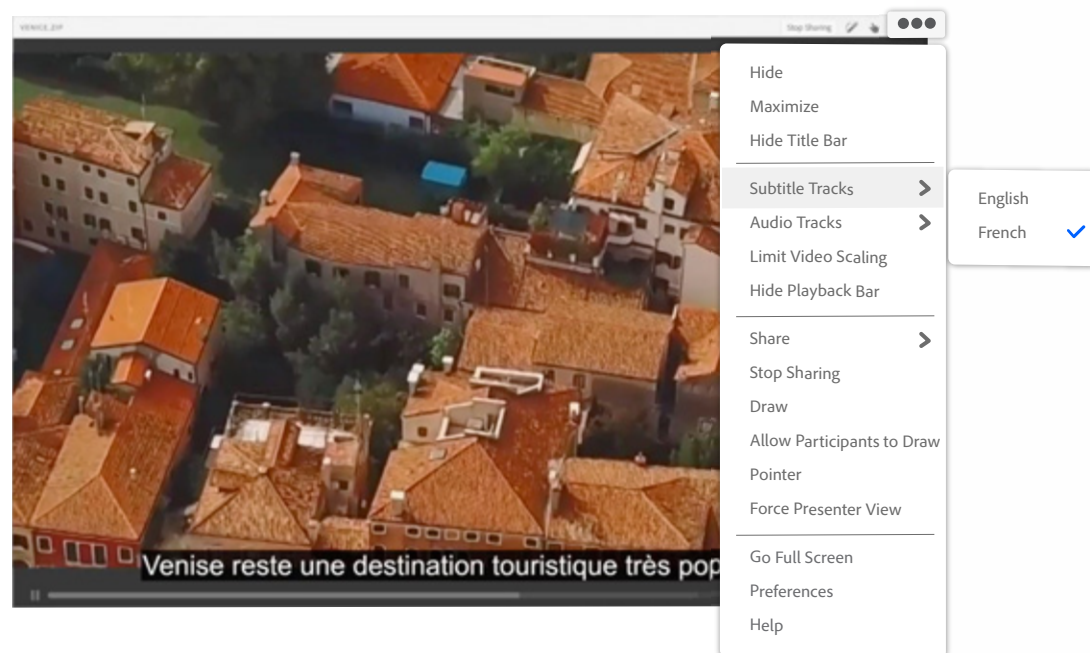
- Access the new Manage Mode under the Layouts menu (...) in the top right.
- Quickly filter your Layouts with the Search field.
- Re-arrange your Layouts by clicking and dragging. Rename them by double-clicking the label underneath the thumbnail.
- Select multiple Layouts by clicking the checkboxes. Delete using the trash-can icon.
- Lock your layouts via the Layouts Menu. This will prevent anyone from moving Pods or Layouts until they are unlocked.



Greater Accessibility

Make your content more accessible by uploading it to Adobe Connect instead of screensharing. Adobe Connect 11 includes several new features to make your content more accessible.

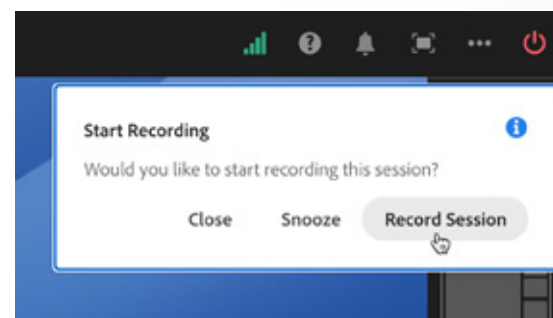
- Upload subtitle tracks (in .vtt format) to better support those that may not be able to hear the audio or speak a different language than the language spoken in the video.
- Include multiple audio tracks to incorporate additional languages or aid those that can't see the video with descriptive video tracks.
- Adobe Connect 11 exposes your PDF content to screen readers such as JAWS or VoiceOver so that documents can be read aloud to those that may not be able to see them.



New Preferences

Some new features are configurable in your the Preferences dialog. Choose Preferences from your Meeting menu to configure these new options.

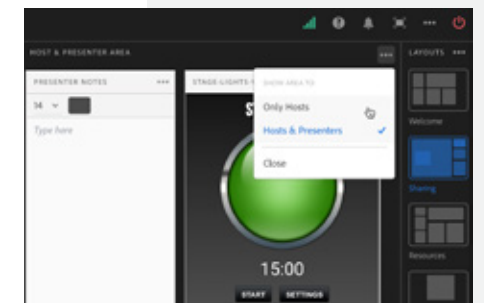
- Recording Reminder: Adobe Connect will automatically remind you to record your session. You can choose to Record, Snooze (for 5 minutes), or Close the reminder.
- Activity Tracker: Choose to display or hide the new Activity Tracker which shows what's happening in your room.
- Video Buffering: Start buffering MP4 video automatically to ensure it plays back smoothly for all participants in your room.



But wait... there's more

We've made improvements to nearly every Pod in Adobe Connect. Here are some of the new enhancements you'll find:


- **POA:** The Presenter Only Area has been renamed to the Host and Presenter Area. It can now be configured to be viewed by Hosts Only or both Hosts and Presenters.
- **Video:** A new button to broadcast the mirror image of your video feed.
- **Share:** Significant performance improvement when using the annotation tools.
- **Share:** A newly redesigned pointer icon.
- **Notes:** URL's are automatically detected and become hyperlinks. New button to manually add a hyperlink to a note.
- **Chat:** Improvements to the design to reduce whitespace and view more content.
- **Files:** Drag and drop files from your desktop into a Files Pod.
- **Attendees:** Easily select multiple participants at once by using the new checkboxes in the Attendees Pod.
- **Application:** A new option to Check for Updates to ensure you're running the latest version.
- **Application:** Launch into a new optimized view by double-clicking the application. Store all of your favorites and recently access Adobe Connect rooms.



Where did it go?

We've tried to make the new user experience similar to the classic UI so that you'll feel right at home. We have moved some things around to improve your experience.

- **Share Pod:**
 - The back/forward buttons when sharing PowerPoint files are now center aligned.
 - The pointer arrow icon is now a hand icon.
 - The SYNC button is now at the top of the Pod (2 arrows).
- **Poll Pod:**
 - Some buttons, such as View Votes may not be visible if the Pod isn't wide enough to accommodate them.
- **Attendees Pod:**
 - Breakout Room View and Status View are available under the Pod options menu.
- **Menus:**
 - The Meeting Menu is now labelled with the name of the meeting.
 - All audio options are now consolidated under the audio icon which dynamically changes based on the audio options (microphone, telephone, etc...).





Enhanced features

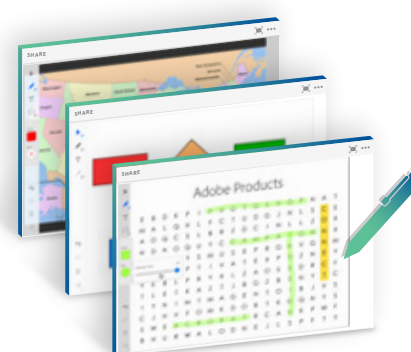


Recordings in HTML browser

Now view recordings and edit them right inside an HTML browser - edit timeline or index or add bookmarks. You can even remove Pods with personally identifiable information like chats or attendees.

Prepare mode 'live' ticker

In addition to the color visualization, we've added a new visual ticker and tooltip display for all 'live' Pods.

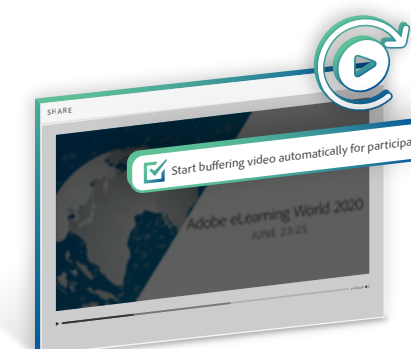


Better whiteboarding

Now enjoy up to 10x improvement in responsiveness and speed, even with multiple participants and extended pattern drawings.

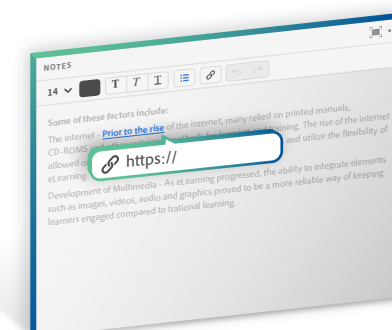
Simplified Pod menus

For easy access and a simplified design, we've eliminated nesting and created single-level menus.



Better videos & GIF

We've added automated MP4 buffering and GIF support for a much better multimedia experience and performance inside the Share Pod.

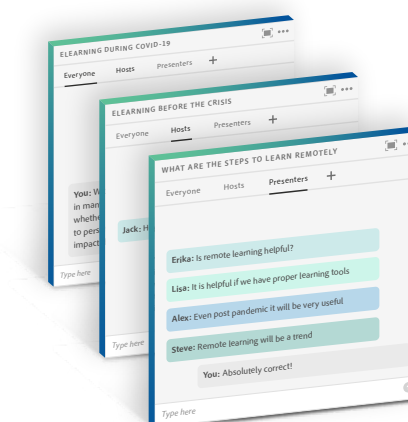


Better notes

Now add hyperlinks to Notes Pod.

Better readability

Pods now come with a full-screen option for better readability. Hosts can control whether to allow it for participants.



Better chats

Fit more messages in the same screen space with better text density. Email chat exports now include transcripts from all open tabs along with the Chat Pod name.

Drag & drop

Now Drag and drop content into Share Pod and File Share Pod

